

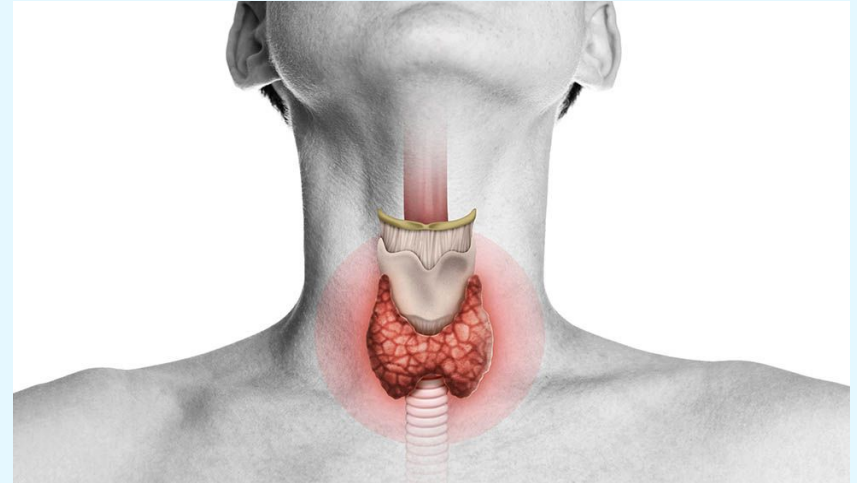
Have you ever wondered

What is the most commonly used
medicine in the world?

What is it?



https://cdn.consumerlab.com/images/answers/83_image.jpg

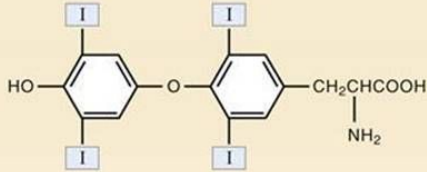


https://cdn.consumerlab.com/images/answers/83_image.jpg

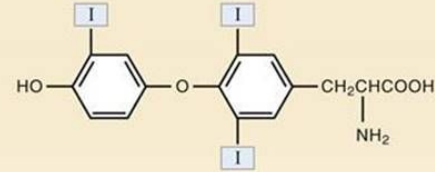
Monotherapy vs Combination therapy

<https://doctorlib.info/physiology/physiology-2/physiology-2.files/image566.jpg>

Thyroxine (T₄)



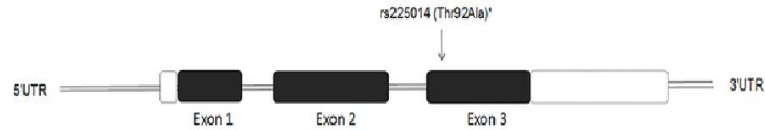
Triiodothyronine (T₃)



https://www.californiapetpharmacy.com/mm5/graphics/00000001/Liothyronine5_540x540.jpg

Pre-existing Studies

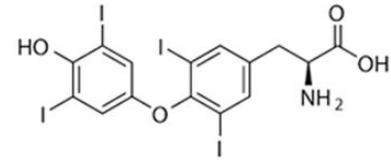
A



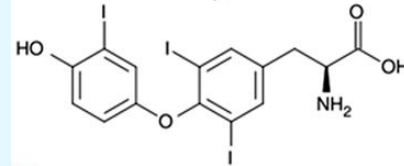
B

Patients	Sex	Age	Candidate Polymorphisms
			* rs225014 (Thr/Ala)
High HOMA-IR index			
#1	M	55	Ala
#2	M	78	Ala
#3	M	45	Ala
#4	F	52	Ala
#5	M	38	Thr
#6	F	66	Ala
Frequency (%)	-	-	5/6 (83)
Low HOMA-IR index			
#7	F	48	Ala
#8	M	64	Thr
#9	M	64	Ala
#10	M	59	Thr
#11	F	67	Thr
#12	M	49	Thr
Frequency (%)	-	-	2/6 (33)

T4



Dio 2



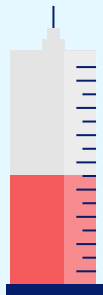
T₃



Patients' with SNP preferred...




63%



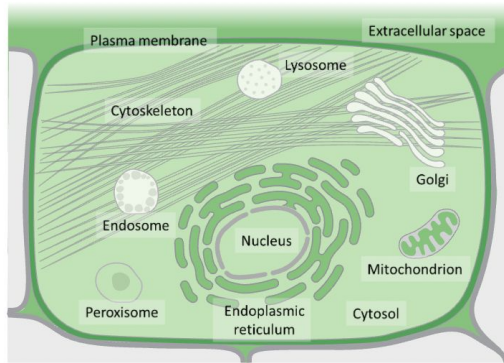
Patients with the
SNP present

42%



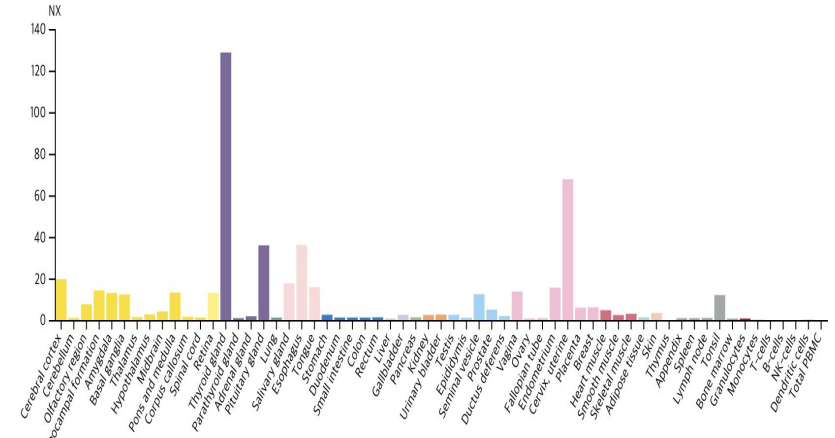
Patients with no
SNP present

Figure 1 and 2



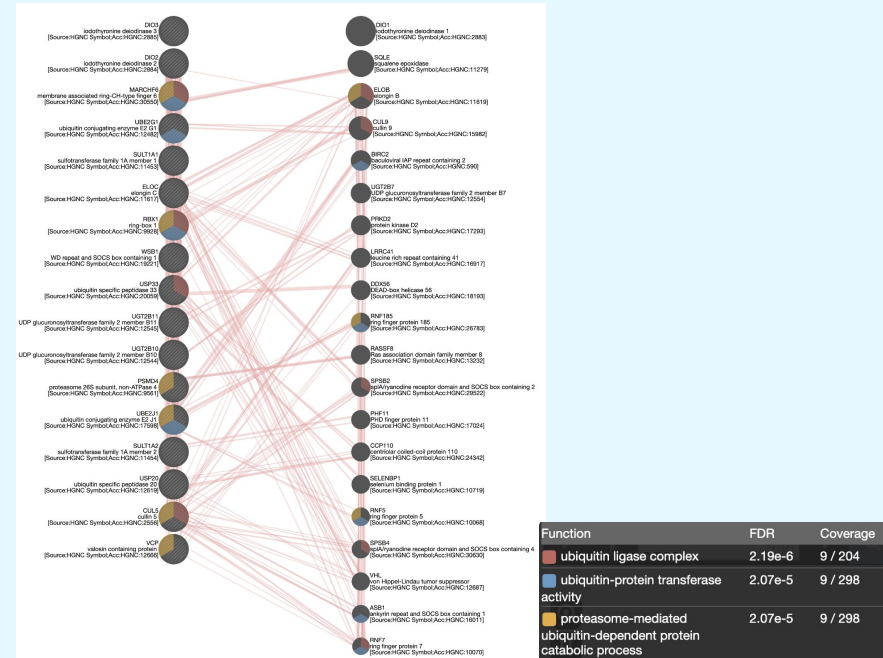
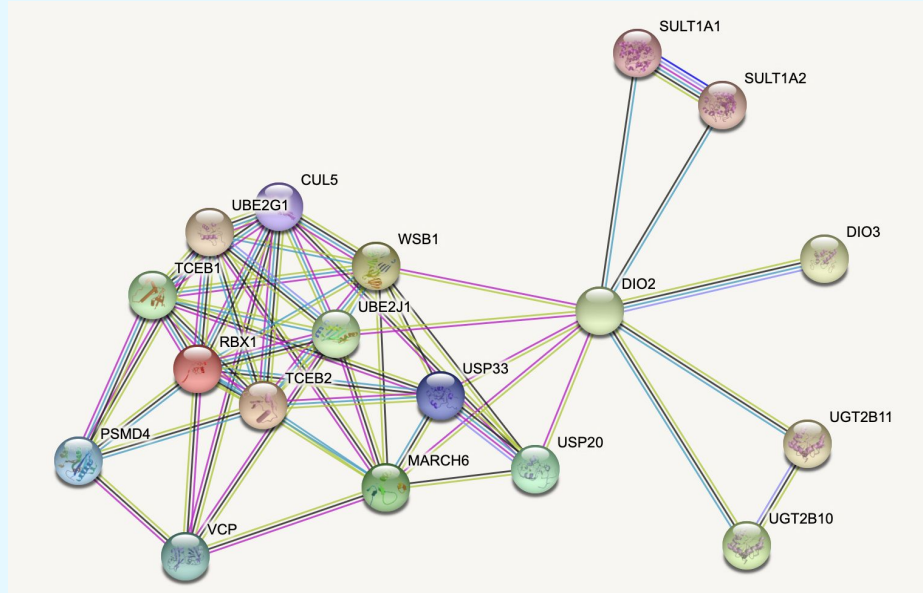
Confidence
0 1 2 3 4 5

Compartment	Confidence
plasma membrane	4
extracellular	3
mitochondrion	3
endoplasmic reticulum	3
cytoskeleton	2
peroxisome	2
nucleus	2
cytosol	2
endosome	1
lysosome	1
golgi apparatus	1



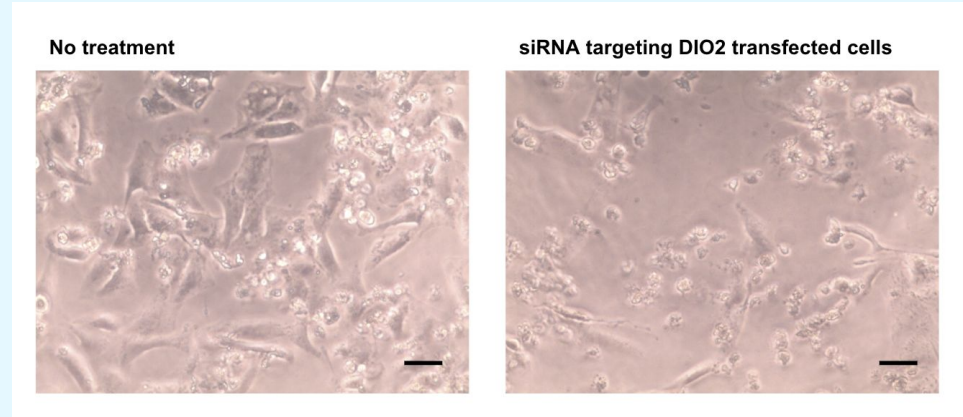
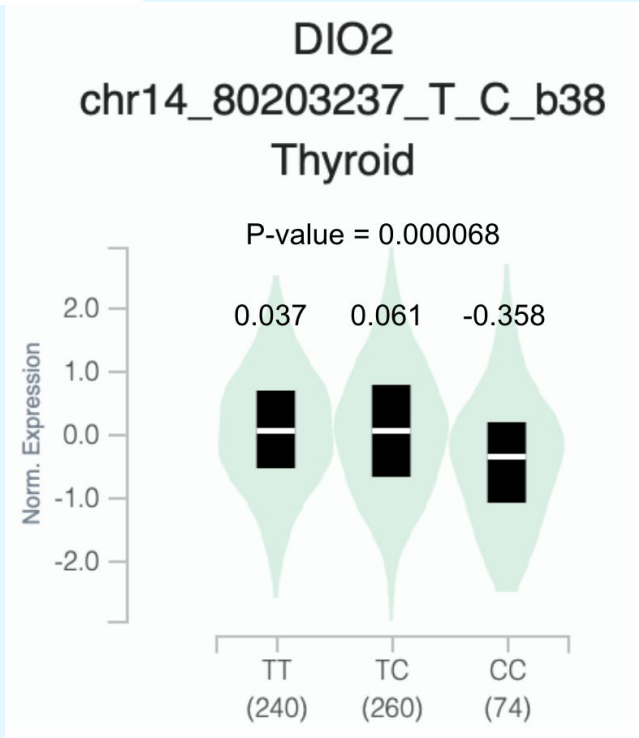
Figures and images done by finalist

Figure 3 and 4



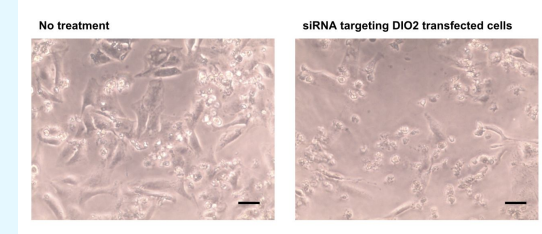
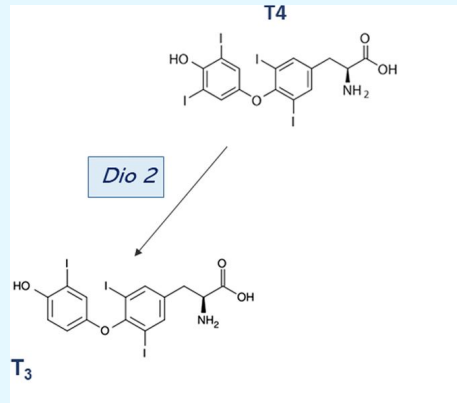

Figures and images done by finalist

Figure 5 and 6



Figures and images done by finalist

Conclusion



Function	FDR	Coverage
ubiquitin ligase complex	2.19e-6	9 / 204
ubiquitin-protein transferase activity	2.07e-5	9 / 298
proteasome-mediated ubiquitin-dependent protein catabolic process	2.07e-5	9 / 298

